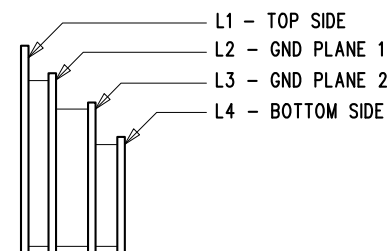


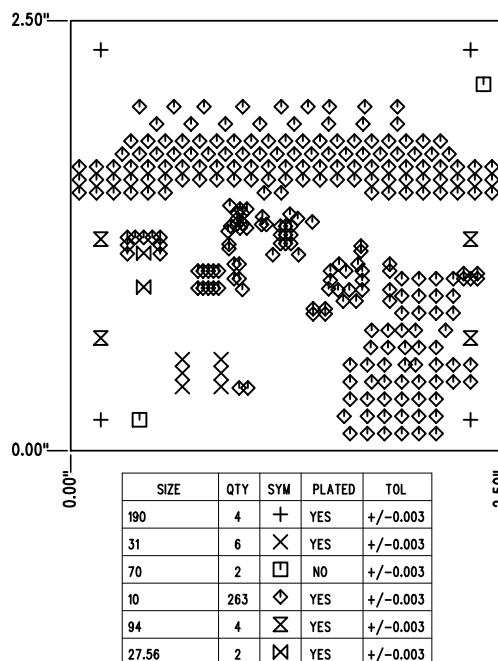
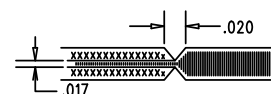
REVISION HISTORY				
ECO	REV	DESCRIPTION	APPR	DATE
-	1	PRODUCTION FAB	J.NOON	06-04-13

LAYER STRUCTURE



NOTES: UNLESS OTHERWISE SPECIFIED

- FAB PER IPC-A-600.
- MATERIAL: -LEAD FREE ASSEMBLY COMPLIANT, ISOLA FR-370HR OR EQUIVALENT.
-FINISHED THICKNESS TO BE 0.062" +/- .005"
-TOTAL OF 4 LAYERS WITH 2 OZ. CU ON THE OUTER LAYERS AND 1 OZ. CU ON THE INNER LAYERS.
-FLAMMABILITY RATING: 94 V-0 MINIMUM.
- SIZE: CUT TO DIMENSIONS AND TOLERANCES SHOWN.
0.00 ARE PRIMARY DATUMS.
- DRILLING: -DRILL HOLES PER SCHEDULE. PLATE THROUGH HOLES WITH COPPER, 0.001" THICK MIN.
-ALL HOLE SIZES ARE SPECIFIED AFTER PLATING.
-HOLE LOCATION TOLERANCES ARE +/-0.003" IN RELATION TO CENTER
- FINISH: -SMOBC USING LPI BOTH SIDES, COLOR GREEN.
-GOLD IMMERSION BOTH SIDES.
(LEAD FREE SOLDER CAN BE USED FOR PROTOTYPE)
-FOR SILKSCREEN: BOTH SIDES USE WHITE NON-CONDUCTIVE INK.
- DO NOT ALTER ARTWORK e.g. TO ADD LOGO OR DATE CODE.
PAD SIZE CAN BE MODIFIED TO MEET END FINISH.
- PCBS ARE TO BE RoHS COMPLIANT.
- DO NOT ALTER SOLDER MASK MAINTAIN .0018" OVERSIZE ON SMT PADS. A .005" WEBBING IS REQUIRED BETWEEN SMD PADS.
- SCORING FOR PANELIZED PCB: "PRODUCTION FAB ONLY"



UNLESS OTHERWISE SPECIFIED DIMENSIONS ARE IN INCHES TOLERANCES ON ANGLE ±1 0.XX" = ±0.01" 0.XXX" = ±0.005" INTERPRET DIM AND TOL PER ASME Y14.5M-1994	APPROVALS		1630 MCCARTHY BLVD MILPITAS, CA 95035 Ph: (408)432-1900 www.linear.com LTC CONFIDENTIAL- FOR CUSTOMER USE ONLY
	PCB DES.	NC	
THIRD ANGLE PROJECTION	APP ENG.	J.NOON	
DO NOT SCALE DRAWING	SCALE: NONE	FILENAME: DC2119A-1.PCB	SHT 1 of 1

TECHNOLOGY

TITLE: FABRICATION DRAWING:
40V, 2A SYNCHRONOUS BUCK BOOST
DC/DC CONVERTER

SIZE N/A IC NO. LTC3115EDHD-2 REV. 1
DEMO CIRCUIT 2119A